

Professional Grade Generator

GENERATOR

Intec Part #: 4000-12000 Generator 12kW
 4000-12000 WHEELS Wheel Kit – 4 wheels
 4000-12000 BATTERY Battery Generator

Professional Grade – 12000W to meet Contractors' Demands

Rugged Steel Design



**POWERED by HONDA GX630
 V-Twin commercial motor**

YOUR GEN



LED Display

Hours, RPMs, voltage, and frequency readings automatically cycle on the display.


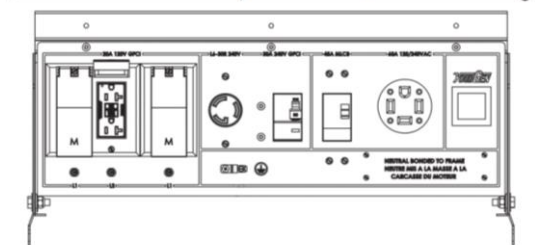
Load Bars

Easily verify the load balance on each leg of the generator end.

Warnings

The LED will flash if any parameter gets outside of normal range. A warning will also be displayed when it is time for an oil change.

Receptacle Panel



integrity

excellence

innovation

trust

800-666-1611

www.inteccorp.com

Click pictures for website link

Rev: 20210109

Intec's Professional Grade Equipment



Engineered for High Productivity

Built-to-Last for High Value Generation



Insulation Blowing Machines



Specifications

GENERATOR

ENGINE

ENGINE BRAND	HONDA
ENGINE MODEL	GX630
ENGINE STARTER	ELECTRIC
ENGINE SPEED	3600 RPM
ENGINE CYLINDERS	V-TWIN
DISPLACEMENT/TYPE	688 CC / OHV
FREQUENCY REGULATION ⁽¹⁾	+/- 3%
LOW OIL PROTECTION	STANDARD
RECOMMENDED OIL ⁽²⁾	10W-30
OIL CAPACITY	2.1 QT
FUEL TANK	15 GAL
FUEL GAUGE	YES
FULL LOAD RUN TIME ⁽³⁾	9.4 HOURS
FUEL CONSUMPTION	GAL/HR
100%	1.59
75%	1.19
50%	0.79
25%	0.40
BATTERY SIZE ⁽⁴⁾	BCI GROUP U1 300 CCA

NOTES: (1) Steady state frequency regulation. (2) The recommended oil is for normal applications. See operator's manual for the recommended oil for your needs. (3) Run time is estimated. (4) Battery not included.

Specifications subject to change; contact Intec for current specifications

ELECTRICAL

STARTING WATTS	12,000
RUNNING WATTS	10,800
RUNNING AMPS @ 120 VAC	90
RUNNING AMPS @ 240 VAC	45
VOLTAGE REGULATION	CAPACITOR +/- 5%
MAIN CIRCUIT BREAKER	45 AMP, 240V (GFCI)
BONDED NEUTRAL	YES
120 VOLT RECEPTACLES	(3) NEMA 5-20 20A (GFCI)
120/240 VOLT RECEPTACLES	(1) NEMA 14-60R 60A
240 VOLT RECEPTACLES	(1) NEMA L6-30R 30A (GFCI)
YOURGEN METER	STANDARD

GENSET

MOTOR STARTING (CODE G)	3.5 HP
DBA @ 7 METERS	77
TOTAL HARMONIC DISTORTION	< 6%
LIFTING EYE ⁽¹⁾	STANDARD
4-WHEEL DOLLY KIT	OPTIONAL
INSULATION	CLASS H
PROTECTIVE ROLL FRAME	1.25" DIA. 14 GA. STEEL
ASSEMBLED IN	USA
EPA APPROVED	YES
CARB APPROVED	YES
CSA APPROVED	YES
UNIT WARRANTY ⁽²⁾	3 YEARS COMMERCIAL


NOTES: (1) Shipping eye shipped loose. (2) For more generator warranty, see operator's manual.

Accessories



Wheel Kit


Part #: 4000-12000 WHEELS



Battery

Part #: 4000-12000 BATTERY

Distributed by



Manufactured by

Insulation Technology Corporation, d.b.a. Intec
9251 Bruin Boulevard
Frederick, CO 80504

1-800-666-1611
www.inteccorp.com

Local: 303-833-6644
Fax: 303-833-6650
sales@inteccorp.com

Click pictures
for website link



... it's the 'tec' inside that counts!

