

FORCE





5650


Intec Part #'s:
 FORCE 5650 – std wired remote
 FORCE 5650 GW – GOWIRELESS remote

Truck Mount Insulation Blowing Machine

When you want a machine as rugged as the Rocky Mountains...

 **High return on investment – High**
Build Quality provides Reliable & Dependable operation...so you can focus on making \$\$\$.

 **Highly versatile – Attics, BIBs, Spray-on; Cellulose, Fiberglass, and Stone Wool.**

 **Peak Performance**
Intec Quick-Access™ features make it easy to adjust machine & perform routine maintenance.



- ✓ Revolutionary quick-access airlock simplifies seal replacement and provides for optimal operation
- ✓ Advanced material feed & delivery system for consistent flow

Application Approvals



POWERED by HONDA™
 HONDA's V-Twin delivers over 25 gross horsepower outperforming most all motors used today. Variable Timing Digital Ignition, exclusive to HONDA, delivers consistent power under load.

FORCE® - The Truck Mount Blowing Machine Brand that will change the industry standard

integrity excellence innovation trust

Click pictures for website link

www.inteccorp.com

Rev: 20220226

Intec's Professional Grade Equipment



Engineered for High Productivity

Built-to-Last for High Value Generation



Insulation Blowing Machines



Specifications




- Weight: 1,500 lbs (682kg)
- Hopper: 49+ cubic feet holds large volumes of insulation
- Hose outlet: 4 inches (10.2cm)
- Motor: E-start HONDA V-Twin GX690 with 22 net HP (~27 gross HP) & 3 year warranty
- Oil Alert system shuts motor when oil is low
- High volume positive displacement blower
- 50 chain with built-in tensioners for long lasting durability
- Fresh air intake systems for HONDA & Blower Motors
- 4 gallon gas tank
- Emergency Stop
- Remote with 150' cord
- Warranty: 1 year limited

	Cellulose	Fiberglass
lbs per min	73 - 84	25 - 35

Specifications may change – contact Intec for current

Machine Benefits



- ✓ Easy Access Gate with Large Handle & Pin setting for quick material flow adjustments
- ✓ Quick-Access Seals simplifies maintenance

- ✓ RPM meter on control panel
- ✓ Hour meter on HONDA
- ✓ Air flow adjustment on control panel



Controls are easy to operate from panel or remote
LRT Wireless optional

POWERED by HONDA GX V-Twin

- ✓ Variable Timing Digital Ignition
- ✓ Oversized durable shaft
- ✓ Extra quiet exhaust
- ✓ 3 year warranty



Blower Motor:

- ✓ Oversized for long life & quiet operation
- ✓ Splash lubrication minimizes maintenance
- ✓ Back-flow preventer & pressure relief valve protect your investment

Fresh Air Inlet kits provided for both motors



Hopper:

- ✓ 49 cu ft w/ large loading platform
- ✓ Advanced Material Feed
- ✓ Delivers consistent product flow



Additional Intec Systems & Accessories

Heavy Duty Capabilities



Attics



Blow Behind Netting



Spray On



Scrubber FORCE®

Intec's Popular Combatt Nozzles



Part#: K3000
2" inlet

Part#: K3001
2-1/2" inlet

Part#: K3002
3" inlet



Hose Packages

OptiSpray Nozzles



Part#: K3200
2" inlet



Part#: K3206-01
2-1/2" inlet

Fluid Delivery Systems compact pumps




Spray Tips & Filters



Recycle Hood



Distributed by



Manufactured by

Insulation Technology Corporation, d.b.a. Intec
9251 Bruin Boulevard
Frederick, CO 80504

Click pictures for website link



Local: 303-833-6644
Fax: 303-833-6650
sales@inteccorp.com

www.inteccorp.com

... it's the 'tec' inside that counts!