



Intec Part #'s:

- FORCE 5650 – std wired remote
- FORCE 5650 GW – GOWIRELESS remote

Packages available


*Truck Mount Insulation Blowing Machine*


**FORCE® - The Truck Mount Blowing Machine Brand that will change the industry standard**


❖ **Engineered for High Productivity**

❖ **Built-to-Last for High Value Generation**



 **High return on investment – High Build Quality provides Reliable & Dependable operation...so you can focus on making \$\$\$.**

 **Highly versatile – Attics, BIBs, Spray-on; Cellulose, Fiberglass, & Stone Wool.**

 **Peak Performance**  
Intec Quick-Access™ features make it easy to adjust machine & perform routine maintenance.

- ✓ Revolutionary quick-access airlock simplifies seal replacement and provides for optimal operation
- ✓ Advanced material feed & delivery system for consistent flow

### **Application Approvals**



*integrity*

*excellence*

*innovation*

*trust*

**303-833-6644**

**www.inteccorp.com**

*Rev: 20230122*

### **Intec's Professional Grade Equipment**



Engineered for High Productivity

Built-to-Last for High Value Generation

**FORCE®**  
Insulation Blowing Machines



## Specifications




- Weight: 1,500 lbs (682kg)
- Hopper: 49+ cubic feet holds large volumes of insulation
- Hose outlet: 4 inches (10.2cm)
- Motor: E-start Kohler V-Twin 19hp. Kohler 2 year / 2,000 hr warranty
- High volume positive displacement blower
- 50 chain with built-in tensioners for long lasting durability
- Fresh air intake systems for HONDA & Blower Motors
- 4 gallon gas tank
- Emergency Stops
- Remote with 150' cord
- Warranty: 1 year limited

	Cellulose	Fiberglass
lbs per min	73 - 84	25 - 35

Specifications may change – contact Intec for current

## Machine Benefits



- ✓ Easy Access Gate with Large Handle & Pin setting for quick material flow adjustments
- ✓ Quick-Access Seals simplifies maintenance

- ✓ Air flow adjustment on control panel



Controls are easy to operate from panel or remote  
LRT/HP GOWIRELESS optional

POWERED by Kohler Commercial 19hp V-Twin

Blower Motor:

- ✓ Oversized for long life & quiet operation
- ✓ Splash lubrication minimizes maintenance
- ✓ Back-flow preventer & pressure relief valve protect your investment



Fresh Air Inlet kits provided for both motors



Hopper:

- ✓ 49 cu ft w/ large loading platform
- ✓ Advanced Material Feed
- ✓ Delivers consistent product flow



## Additional Intec Systems & Accessories

### Heavy Duty Capabilities



Attics



Blow Behind Netting



Spray On



Scrubber FORCE®

### Intec's Popular Combatt Nozzles




Part#: K3000 2" inlet    Part#: K3001 2-1/2" inlet    Part#: K3002 3" inlet



Hose Packages

### OptiSpray Nozzles



Part#: K3200 2" inlet

Part#: K3206-01 2-1/2" inlet

### Fluid Delivery Systems compact pumps




### Spray Tips & Filters



### Recycle Hood



Distributed by



Manufactured by

Insulation Technology Corporation, d.b.a. Intec  
9251 Bruin Boulevard  
Frederick, CO 80504

Click pictures for website link



Local: 303-833-6644  
Fax: 303-833-6650  
sales@inteccorp.com

www.inteccorp.com

... it's the 'tec' inside that counts!