

The insulation vacuum designed for the needs of the Professional Contractor!



“The system performs like beast”

Intec’s VORTEC[®] family of vacuums offer high productivity with robust engineering combined to provide the highest value vacuum in today’s market. The ‘VORTEC Beast’ is designed for fast & profitable recycling of spray applied insulation, removal of damaged insulation due to fire, water, and smoke, and HVAC cleaning. *The most productive VORTEC yet.*



Engineered for High Productivity



industry standard impeller



VORTEC Beast impeller

Built-to-Last for High Value Generation

- Oversized IMPELLER moves High Volumes
- Run Flat WHEELS
- POWERED by HONDA
- Highly Portable
- SHROUD – long lasting ✓ thick gauge
- ✓ double-thick Abrasive Resistant at wear areas
- Powder coated

Honda’s V-Twin delivers over 22 net horsepower (note: all other motor manufacturer’s use gross hp which is running engine w/out muffler and air filter – not realistic. Effective gross hp is appx 26-27hp) outperforming most to all vacuum motors used today. Variable Timing Digital Ignition--HONDA exclusive--provides optimal ignition timing based on engine speed to deliver consistent power under load, excellent starting, smooth operation, and reduced fuel consumption with outstanding emissions performance.



integrity excellence innovation trust

303-833-6644 www.inteccorp.com Rev: 20240620




FORCE[®]
Insulation Blowing Machines



MEGA Beast Cyclone Fiber Force FORCE/2 HP FORCE/3 HP2 TURBO FORCE FORCE 5250 FORCE 5650 FORCE 5850

Specifications



- Body: Powder-coated steel with 10" run-flat wheels.
- Weight: 362 lbs (165kg).
- Inlet: 6" standard. 8" optional
- Outlet: 6".
- Motor: Electric start Honda GX690 V-Twin.
- Oil Alert system shuts motor when oil is low to prevent engine damage.
- Fuel: 4 gallon translucent gas tank with filters.
- Oversized Impeller.
- Extra thick shroud – 2X thick abrasive resistant in main wear area.
- Warranty: 1 year ltd; HONDA provides 3 year engine.


Specifications subject to change; contact Intec for current specifications

Accessories – can be used with all vacuums



Enhance Safety & Extend the Vacuum's Life

- ✓ Safety enhanced by limiting foreign objects from exiting vacuum at high speeds.
- ✓ Vacuum's Life extended by preventing foreign materials from entering the vacuum & potentially causing damage to the impeller, shroud, and engine.



shown with VORTEC Beast vacuum



Simplify pickup

- ✓ 4" and 6" diameters, 4' and 2' lengths.
- ✓ Swivel hose connector simplifies movement.



Features

Honda V-Twin electric start

- Extra quiet exhaust
- Oversized shaft
- Inlet air filter to limit fibrous particles from entering cooling fins – enables appropriate engine cooling
- Simple controls with hour meter




- Pivoting inlet & outlet gates promote safe operation, further enhanced by the VORTEC vacSHIELD.

- Intec exclusive 'anti-tip' frame
- Wheel barrow like portability
- Abrasive Resistant Steel on curved section of shroud

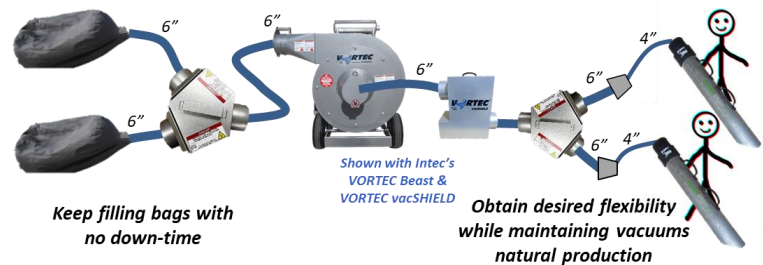


Eliminate Bag Change Down Time

- ✓ Safety enhanced by limiting foreign objects from exiting vacuum at high speeds.
- ✓ Vacuum's Life extended by preventing foreign materials from entering the vacuum & potentially causing damage to the impeller, shroud, and engine.



Eliminate Bag Change Down Time



2 Individuals with One Vacuum

Obtain desired flexibility while maintaining vacuums natural production



shown with VORTEC Beast vacuum




Simplify pickup

- ✓ 4" and 6" diameters, 4' and 2' lengths.
- ✓ Swivel hose connector simplifies movement.



Distributed by



... it's the 'tec' inside that counts!

Manufactured by

Insulation Technology Corporation, d.b.a. Intec
 9251 Bruin Boulevard
 Frederick, CO 80504



www.inteccorp.com

phone: 303-833-6644
 sales@inteccorp.com